



БЪЛГАРСКА ТЪРГОВСКО-ПРОМИШЛЕНА ПАЛАТА
BULGARIAN CHAMBER OF COMMERCE AND INDUSTRY

128 години надежден партньор

BULGARIA IN FIGURES®

**14th
edition**

128 years reliable partner

2023

**The brochure has been compiled
by courtesy of:**

**National Statistical Institute,
Bulgarian National Bank
and InvestBulgaria Agency.**

When using data from the Bulgarian Chamber of Commerce and Industry's publication, the source of information must be cited obligatory. The information provided in this brochure was correct at the time it went to press, June 2023.



The building of Sofia
Commercial and Industrial Chamber
2 Slavianska Str., Sofia
built in 1914

The building of the BCCI
42 Parchevich Str., Sofia
Opened 1995



New building of the BCCI
9 Iskar Str., Sofia



Bulgarian Chamber
of Commerce and Industry
9 Iskar Str., 1058 Sofia, Bulgaria
Tel.: (+359 2) 8117 400
Fax: (+359 2) 987 32 09
Web site: www.bcci.bg
E-mail: bcci@bcci.bg



Dear Business Partners,

We have the pleasure to present to you the 2023 edition of "Bulgaria in Figures" brochure of the Bulgarian Chamber of Commerce and Industry (BCCI), where you can find information about the main macro indicators in the country and the assessment of a number of key international organizations, presented by the Bulgarian Chamber of Commerce and Industry.

Our country has gone through five rounds of Parliamentary elections in only two years and our hopes are that Bulgaria will presently have a strong and stable government.

The BCCI maintains that Bulgaria in the Schengen area will contribute to a better, more welcoming economic environment, improving in this way the competitiveness of the Bulgarian industries.

The commitment undertaken by the two coalitions, winners of the Parliamentary elections of 4 April 2023, to accelerate Bulgaria's accession to the Euro area within the earliest possible date of 2024, was highly appreciated by the nationally represented Employers' Organizations as members of the Association of the Organizations of Bulgarian Employers (AOBE), which is chaired in 2023 by the BCCI. These organizations play an active role in Bulgaria's political programme to join the Organisation for Economic Co-operation and Development (OECD).

The war between Ukraine and Russia is taking its toll on many countries, Bulgaria being one of them, and one of the most distressed sectors is the energy field. Introducing an efficient energy compensation mechanism, Bulgaria managed to alleviate the damage caused to industry by the high energy prices.

Inflation closed out 2022 with a 15.3% annual reading, but economic forecasts foresee a 2023 gradual slowdown and a 2024 return to healthier levels. Despite the high inflation, Bulgarian companies managed to rebound and play a part in the supply chains rearrangement, evidence of which is the record 2022 Bulgarian export, the highest for the last 15 years.

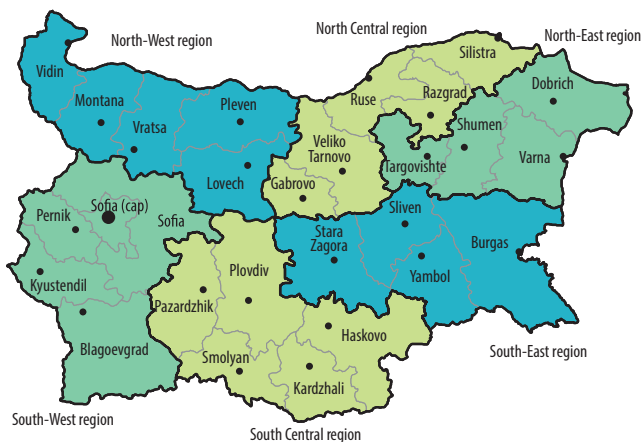
The BCCI will ardently continue to support all activities that can improve the performance of the Bulgarian businesses, give recommendations and stand up as an uncompromising corrective to normative framework and business environment. We shall continue to provide information and consultations (<https://www.bcci.bg/cbir-bcci.html>), build connections and cooperation (<https://www.bcci.bg/international-en.html>) at all stages of business activity, including the settlement of many emerging disputes because of delay and/or complete default of the contractual obligations (<https://www.bcci.bg/bcci-arbitration-court-en.html>).

It is our hope that the present edition will, one more time, lay out before you a clear picture of the situation in Bulgaria and inspire the interest of the investors.

The BCCI remains at your disposal for assistance, consultations and research (<https://www.bcci.bg/economic-analyses-en.html>) with regard to the economic and market relations, as well as on any particular case in this context.

*Yours Sincerely,
Tsvetan Simeonov
BCCI's President*

REPUBLIC OF BULGARIA



General data

State government: Parliamentary Republic

Head of state: President

Head of government: Prime Minister

Capital: Sofia

Area: 111 001.9 sq.km.

Administrative and territorial division: 28 districts and 265 municipalities, 6 regions

Population: 6 447 710 persons as of 31.12.2022

Official language: Bulgarian

Religion: Mostly Eastern Orthodox Christians

National currency: LEV (BGN – fixed to the Euro, 1 EUR = 1.95583 BGN, since 1997, member of ERM II – since 2020)



Facts about Bulgaria

- ▲ EU, NATO and WTO Membership
- ▲ Strategic geographical location and openness to foreign markets: crossroad between Europe, Asia and Africa
- ▲ Stability in financial environment: Bulgaria's debt is the third lowest in the EU 27 (22,9% of GDP) as of 2022
- ▲ Business-friendly environment: Simple and low taxation
- ▲ Competitive operational costs and competitive labour level

Main indicators – actual data

	2018	2019	2020	2021	2022*
GDP (mill. EUR)	56 224	61 558	61 638	71 076	84 559
GDP real growth rate (%)	2,7	4,0	-4,0	7,6	3,4
Inflation (%)	2,8	3,1	1,7	3,3	15,3
Government deficit/ surplus (% of GDP)	1,7	2,1	-3,8	-3,9	-2,8
Exports (mill. EUR)	28 648	29 890	28 008	34 988	47 804
Imports (mill. EUR)	32 148	33 740	30 742	39 238	55 263
Employment rate (%)	67,7	70,1	68,5	68,1	70,4
Unemployment rate (%)	5,2	4,2	5,1	5,3	4,3

*Preliminary data

Source: Eurostat, Bulgarian National Bank, National Statistical Institute

Macroeconomic forecast

	2022	2023	2024
Gross Domestic Product (% change)	3,4	1,5	2,4
Employment growth (%)	1,3	0,3	0,3
Unemployment rate (%)	4,3	4,3	4,0
Inflation (%)	13,0	9,4	4,2
General government balance (% of GDP)	-3,2	-5,0	-5,0
General government gross debt (% of GDP)	22,9	25,0	28,1

Source: Spring 2023 Economic Forecast, European Commission

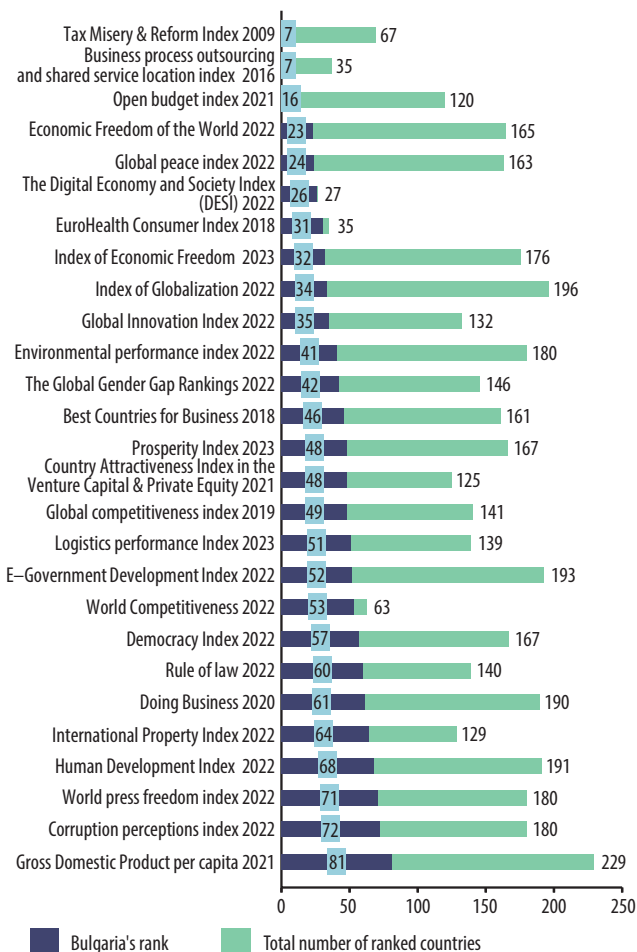
BULGARIA IN THE INTERNATIONAL RANKINGS

Bulgaria has competitive positions in numerous international indices. According to the following rankings the country has the best performance in terms of business process outsourcing (BPO), low taxes and openness of budget procedure. In 2023 Bulgaria continued to improve its position by another 20 places (reaching 71st place) in the World Press Freedom Index, after climbing from 112th to 91st place in 2022.

For more information:

<https://www.bcci.bg/economic-analyses-en.html>

Bulgaria in international rankings

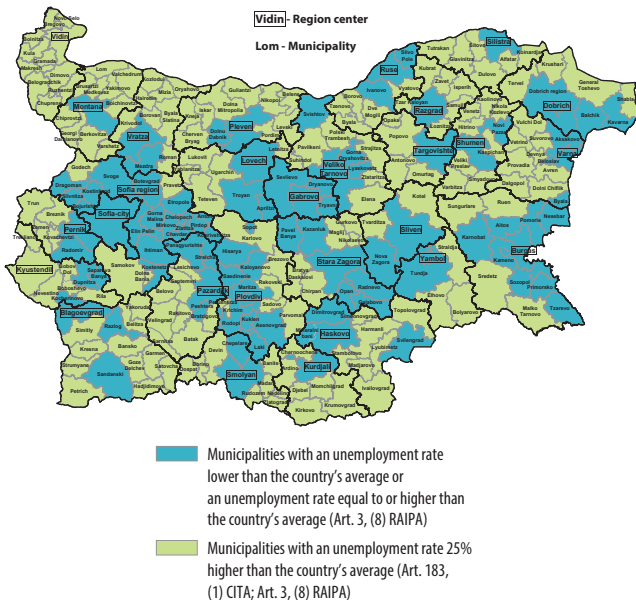


Source: Respective websites

FOCUS ON TAXATION

Flat-tax system is introduced in Bulgaria - a single 10% rate applied on personal income and a 10% rate applied on corporate income (imposed respectively in 2008 and 2007). For more than 14 years Bulgaria has not changed the low rates of the direct taxes. Since 1999 the standard rate of value-added tax in Bulgaria has been set on 20%, with the exception of hotel services, where a reduced rate of 9% is applied. As a measure for Covid-19 in mid-2020, Bulgaria reduced VAT to 9% for some products and services (children's goods, restaurant and catering services and books) and extended the measure until the end of 2023. As anti-inflationary measures, the government undertook other reductions in the tax system (Zero VAT rate) for bread and flour. In Bulgaria taxpayers are released from payment of corporate tax in regions with high unemployment rates. In 2022 about 2/3 of municipalities – 165 (of total 265 in Bulgaria) had 25% higher than the average rate of unemployment for the country and there is 0% corporate income tax.

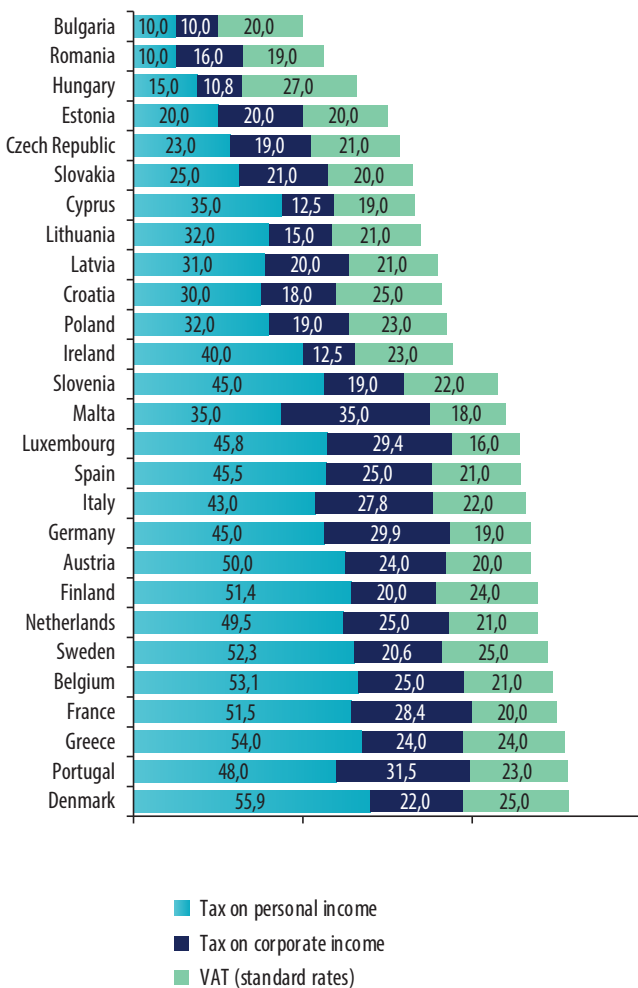
Unemployment by municipalities – 0% corporate tax in regions shown in green



Source: Bulgarian Chamber of Commerce and Industry, Ministry of Finance of the Republic of Bulgaria

Bulgaria is the third least tax burdened country in the EU as of 2021: The overall tax-to-GDP ratio in Bulgaria is 30.7% for 2021, compared to an EU average of 41.7%.

Top statutory income tax rates and standard VAT rates (2022), %



Source: Eurostat



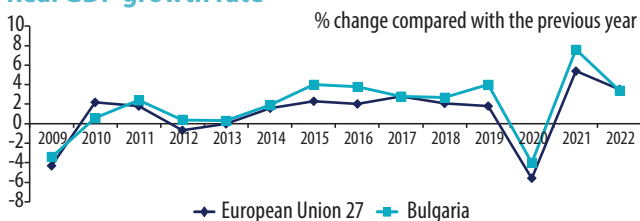
GROSS DOMESTIC PRODUCT

Bulgarian economy has been growing steadily in the recent years, showing higher rates than the EU average.

In 2021 Bulgaria reached a serious growth of 7.6% of GDP and the positive trend continued in the beginning of the next year. Unfortunately the unexpected conflict that arose between Russia and Ukraine with its consequences for the European and world economy seriously affected the GDP growth for 2022, slowing it down to 3.4%. Domestic demand, private consumption and exports were the main driver for GDP, as well as the placement of Bulgarian companies in supply chains disrupted by the pandemic.

Bulgarian companies expect the National Recovery and Resilience Plan (NRRP) to play a leading role in development and recovery with a positive effect on GDP growth.

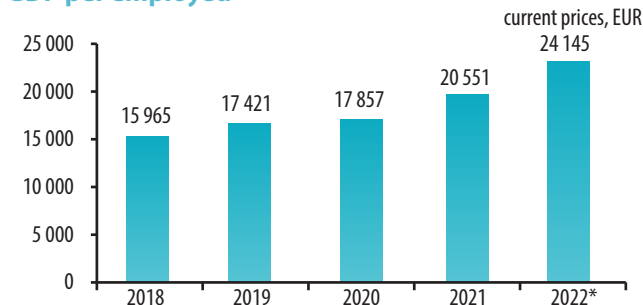
Real GDP growth rate



Source: Eurostat

Over the past few years the GDP per employed has grown. The main factor of growth has been the increase of Gross Value Added in the economy, albeit at a slower pace, through the COVID-19 pandemic. Over the past two years, GDP per employee has grown by up to 18%.

GDP per employed



Source: National Statistical Institute, Bulgarian Chamber of Commerce and Industry

Gross Domestic Product and Gross Value Added by economic sectors and economic activity groupings at current year prices

Million EUR

Economic sectors and economic activity groupings	2018	2019	2020	2021	2022*
Agriculture, forestry and fishing	1 903	1 995	2 150	3 104	3 720
Mining, quarrying and manufacturing	10 562	10 982	10 831	12 478	19 337
Construction	2 035	2 367	2 614	2 338	2 636
Wholesale and retail trade	11 252	12 517	11 445	14 493	15 962
Information and communication	3 303	4 022	4 401	4 709	5 411
Financial and insurance activities	3 238	3 080	3 230	4 219	4 496
Real estate activities	5 145	5 494	5 219	5 659	6 100
Professional, scientific and technical activities; administrative and support service activities	3 155	3 750	3 696	4 122	4 661
Public administration and defence; compulsory social security; education; human health and social work activities	7 024	7 667	8 872	10 020	11 047
Arts, entertainment and recreation, repair of household goods and other services	1 099	1 276	1 012	1 035	1 081
Gross Value Added	48 715	53 150	53 470	62 177	74 451
Adjustments (taxes less subsidies on products)	7 509	8 407	8 168	8 899	10 108
Gross Domestic Product	56 224	61 558	61 638	71 076	84 559

* Preliminary data

Source: National Statistical Institute, Bulgarian Chamber of Commerce and Industry

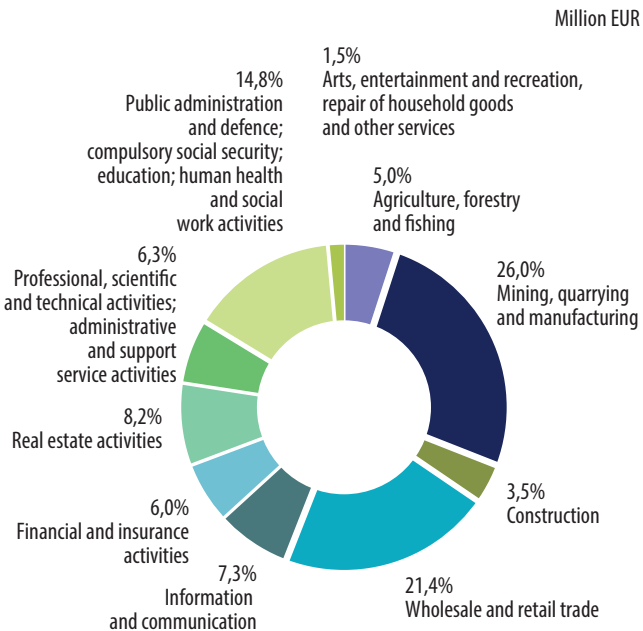


The most important role for the growth of the gross value added in 2022, compared to 2021, played again the sectors of Mining, quarrying and manufacturing and Agriculture, forestry and fishing.

The sectors that reported the largest contribution to GDP in 2022 (share of 47%) were Mining, quarrying and manufacturing and Wholesale and retail trade.

The relative share of Industry in the GVA of the national economy is 26%. The Services sector creates 69% of the total GVA and Agriculture – 5%.

Structure of Gross Value Added by economic sectors and economic activity groupings in 2022



Source: National Statistical Institute, Bulgarian Chamber of Commerce and Industry

EXPORT

Exports make a strong contribution to GDP.

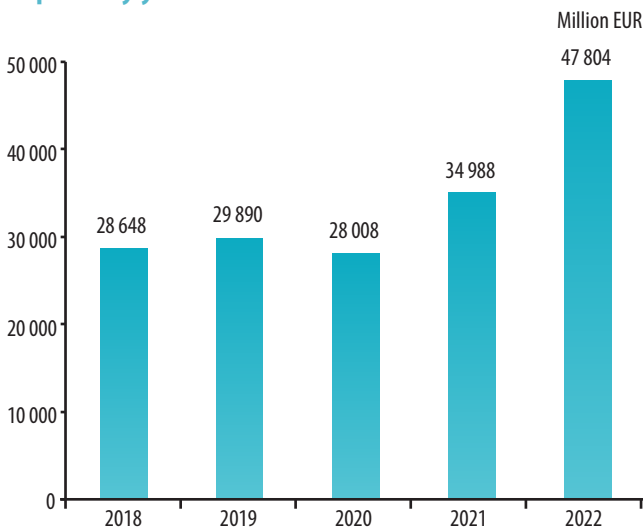
Bulgarian export of goods reached for a second consecutive year record levels – almost 48 billion EUR or an increase of almost 37%. Many Bulgarian companies have successfully managed to maintain and increase their production levels by improving their positions in international supply chains that were disrupted due to the pandemic and the conflict in Europe.

In almost all commodity groups there are significant changes compared to 2021. The highest growth of all exported goods and materials for 2022 compared to the previous year's numbers was reported by petroleum products (255%), fertilizers (115%), food (57%) and tobacco products (54%).

Exports to Germany, Romania and Italy have the largest share of Bulgarian exports to EU members (about 50%).

Exports of goods and services are expected to grow although at a slower pace in the current and next year in line with the softening dynamics of external demand. Bulgaria has the potential and enough competitive advantages which could lead the growth rate of exports to rebound in 2024.

Exports by years



Source: Bulgarian National Bank



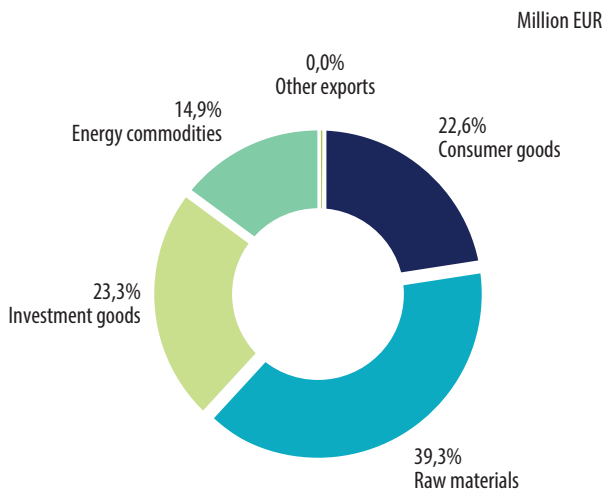
Exports by commodity groups

Million EUR

Years	2018	2019	2020	2021	2022
Consumer goods	7 098	7 590	7 662	8 471	10 780
Food	1 718	1 789	1 884	2 329	3 655
Tobacco	97	64	54	54	83
Beverages	114	179	211	159	143
Clothing and footwear	1 623	1 619	1 373	1 384	1 701
Medicines and cosmetics	1 134	1 264	1 344	1 289	1 416
Furniture and household appliances	1 130	1 227	1 274	1 609	1 647
Others	1 283	1 447	1 523	1 646	2 136
Raw materials	11 385	11 682	11 679	15 098	18 775
Iron and steel	676	608	535	977	1 101
Non-ferrous metals	2 759	2 327	2 570	3 215	4 143
Chemicals	463	488	437	542	777
Plastics and rubber	1 014	1 146	1 179	1 475	1 757
Fertilizers	190	236	158	298	640
Textiles	598	604	495	572	710
Raw materials for the food industry	1 973	2 333	2 257	2 989	3 731
Wood products, paper and paperboard	535	555	520	675	854
Cement	23	20	24	31	27
Raw tobacco	121	122	109	111	109
Others	3 033	3 242	3 395	4 213	4 927
Investment goods	7 204	7 273	6 886	8 431	11 139
Machines and equipment	1 671	1 865	1 738	2 086	2 700
Electrical machines	1 029	1 184	1 122	1 479	1 807
Vehicles	584	639	554	638	727
Spare parts and equipment	1 771	1 856	1 667	2 014	2 444
Others	2 148	1 729	1 805	2 216	3 460
Total non energy commodities	25 687	26 546	26 227	32 000	40 694
Energy commodities	2 902	3 275	1 697	2 890	7 111
Petroleum products	2 078	2 351	1 008	1 121	3 982
Others	823	924	689	1 768	3 129
Other Exports	60	69	84	99	0
TOTAL EXPORTS /FOB/	28 648	29 890	28 008	34 988	47 804

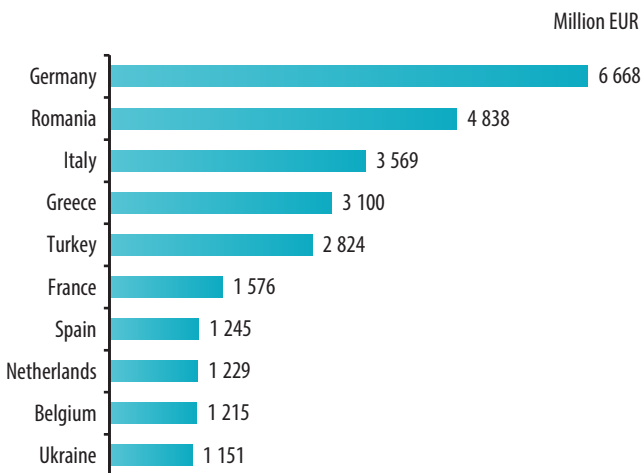
Source: Bulgarian National Bank

Structure of exports by commodity groups in 2022



Source: Bulgarian National Bank

Exports to the TOP 10 Bulgarian trade partner countries in 2022



Source: Bulgarian National Bank



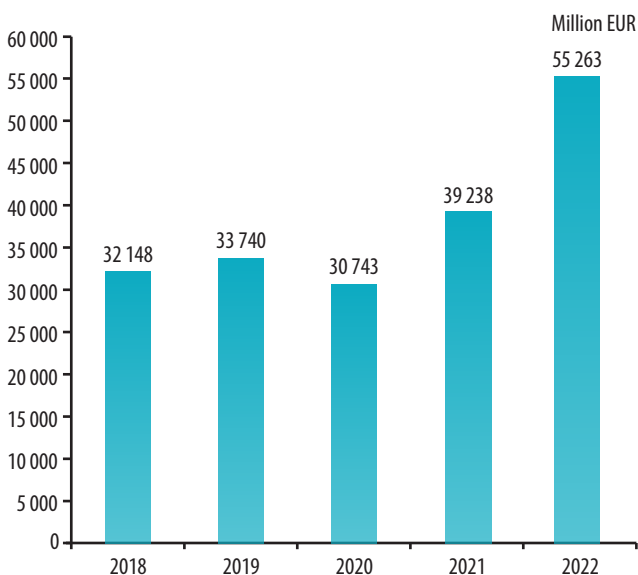
IMPORT

Imports of goods in 2022 also marked a significant increase of 41% compared to the previous year.

The level of imports in 2022 amounts to slightly more than 55 billion EUR. The leading partners in terms of imports are Russian Federation, China, Germany, Turkey, and Italy.

Fuels other than crude oil, natural gas and coal have the largest growth in imports (270%), followed by Coal (122%), Crude oil and natural gas (120%) and Raw materials for the food industry (79%).

Imports by years



Source: Bulgarian National Bank

Imports by commodity groups

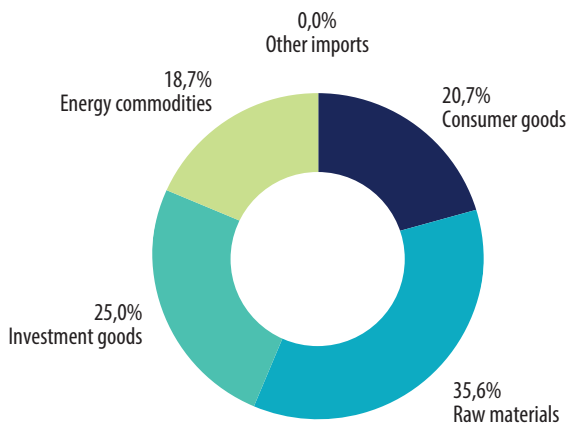
Million EUR

Years	2018	2019	2020	2021	2022
Consumer goods	6 955	7 701	7 558	8 844	11 446
Food, drinks and tobacco	2 231	2 542	2 589	2 885	4 008
Furniture and household appliances	896	1 032	1 019	1 387	1 563
Medicines and cosmetics	1 442	1 531	1 585	1 703	1 900
Clothing and footwear	830	906	802	963	1 406
Automobiles	491	499	393	485	634
Others	1 065	1 192	1 171	1 422	1 937
Raw materials	11 811	11 735	11 643	14 877	19 687
Ores	1 838	1 537	1 903	2 069	2 422
Iron and steel	1 208	1 211	1 029	1 682	2 204
Non-ferrous metals	979	894	855	1 247	1 680
Textiles	1 242	1 202	965	1 053	1 272
Wood products, paper and paperboard	627	648	607	759	1 107
Chemicals	743	766	749	916	1 268
Plastics and rubber	1 761	1 832	1 744	2 360	2 830
Raw materials for the food industry	702	845	1 081	1 099	1 966
Raw skins	77	72	52	50	53
Raw tobacco	85	79	58	74	88
Others	2 551	2 650	2 599	3 568	4 798
Investment goods	8 562	9 102	8 404	10 280	13 788
Machines and equipment	2 778	2 879	2 712	3 205	4 090
Electrical machines	1 199	1 414	1 359	1 756	2 333
Vehicles	1 603	1 501	1 206	1 565	2 109
Spare parts and equipment	1 645	1 679	1 621	2 160	3 233
Others	1 338	1 630	1 507	1 593	2 023
Total non energy commodities	27 329	28 538	27 604	34 001	44 922
Energy commodities	4 654	5 014	2 929	4 993	10 341
Crude oil and Natural gas	3 786	4 068	2 228	3 948	8 673
Coal	3 310	3 564	1 779	3 243	7 184
Fuels other than Crude oil, Natural gas and Coal	89	72	56	94	346
Energy commodities; Fuels other than Crude oil, Natural gas and Coal	387	432	393	611	1 143
Energy commodities; Energy commodities other than Fuels	868	946	701	1 045	1 668
Oils	868	946	701	1 045	1 668
Electricity	0	0	0	0	0
Other Imports	166	189	209	245	0
TOTAL IMPORTS /CIF/	32 148	33 740	30 743	39 238	55 263

Source: Bulgarian National Bank

Structure of imports by commodity groups in 2022

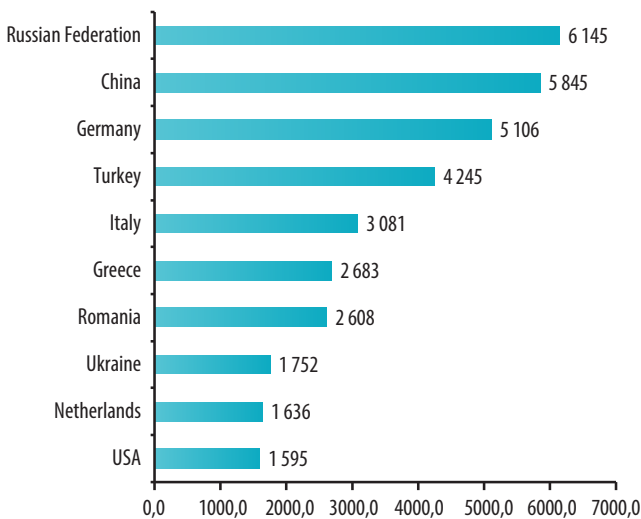
Million EUR



Source: Bulgarian National Bank

Imports from the TOP 10 Bulgarian trade partner countries in 2022

Million EUR

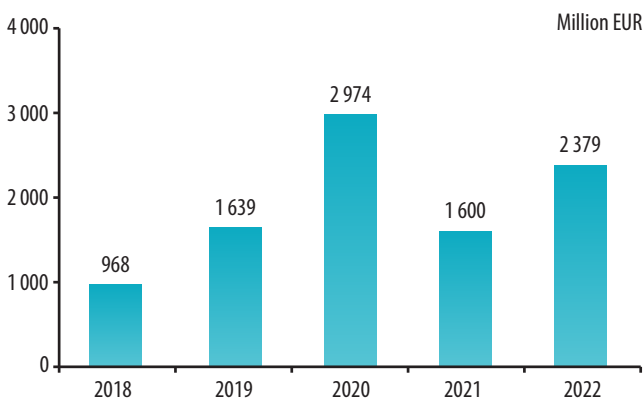


Source: Bulgarian National Bank

FOREIGN DIRECT INVESTMENT

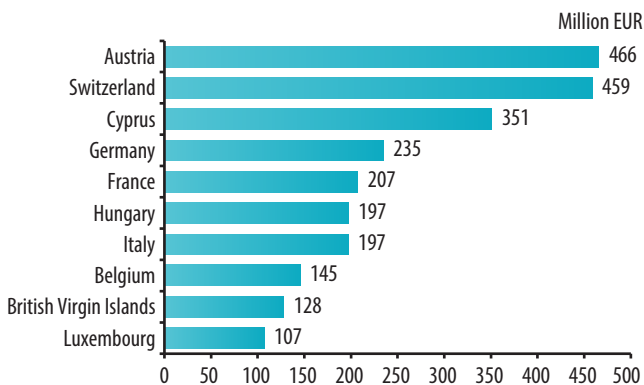
Foreign direct investment in Bulgaria reached EUR 2 379 million in 2022. The composition of FDI by country in 2022 suggests that foreign direct investments attracted from Austria (EUR 466 million), Switzerland (EUR 459 million) and Cyprus (EUR 351 million) accounted for the largest shares.

Foreign direct investment flows in Bulgaria by years



Source: Bulgarian National Bank

Foreign direct investment flows in Bulgaria – TOP 10 countries in 2022



Source: Bulgarian National Bank



Foreign direct investment flows in Bulgaria by economic activity

Manufacturing attracted about 41% of FDI flows in 2022, followed by Financial and insurance activities (39%) and Wholesale and retail trade; repair of motor vehicles and motorcycles (20%).

Million EUR

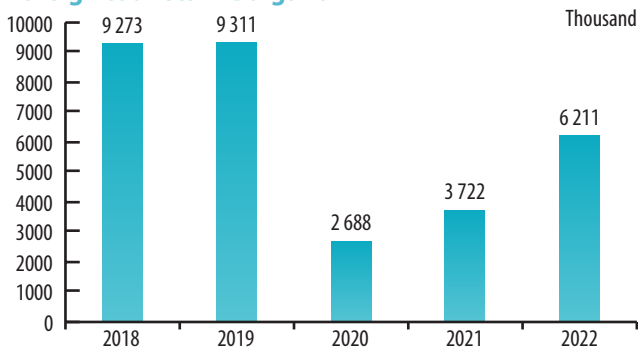
Year	2022
All FDI activities	2 379
Construction	-48,6
Agriculture, forestry and fishing	0,7
Mining and quarrying	142,8
Manufacturing	984,5
Electricity, gas, steam and air conditioning supply	-305,5
Water supply; sewerage, waste management and remediation activities	0,9
Wholesale and retail trade; repair of motor vehicles and motorcycles	477,0
Transportation and storage	54,2
Accommodation and food service activities	9,3
Information and communication	97,6
Financial and insurance activities	945,7
Real estate activities	106,9
Professional, scientific and technical activities	-124,3
Administrative and support service activities	32,9
Education	1,1
Human health and social work activities	0,2
Arts, entertainment and recreation	32,9
Other service activities	1,4
Not allocated	-31,1

Source: Bulgarian National Bank

TOURISM

Tourism has an important role in Bulgaria due to its economic, social and employment potential. The number of international tourists grew rapidly until 2019. Unfortunately, the Covid-19 pandemic has put the sector to a serious test. In 2022, Bulgarian tourism continued to recover, but still cannot catch up to pre-pandemic levels.

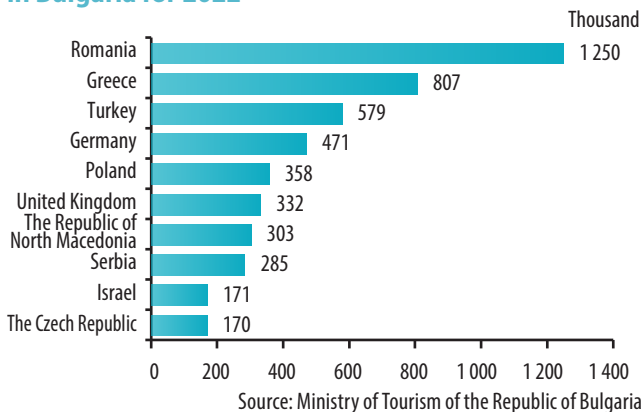
Foreign tourists in Bulgaria



Source: Ministry of Tourism of the Republic of Bulgaria

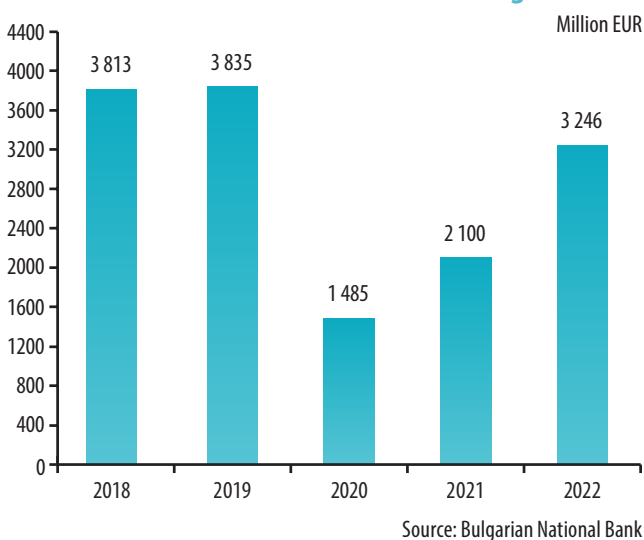
In 2022, the number of tourists in our country was 6.2 million people. The number of tourist visits of foreigners to Bulgaria has increased by 66% compared to 2021, but levels of tourists are far from levels of 2019. The main driving force of the tourism sector in our country is domestic travel, which is expected to continue in 2023, due to the uncertainty of the conflict between Ukraine and Russia and the search for new markets for tourism services.

TOP 10 countries ranked by number of tourists in Bulgaria for 2022



The ranking by number of tourists for 2022 is headed by Romania with 1 250 thousand tourists, followed by Greece with 807 thousand tourists, and Turkey with 579 thousand tourists.

Revenue from international tourism in Bulgaria



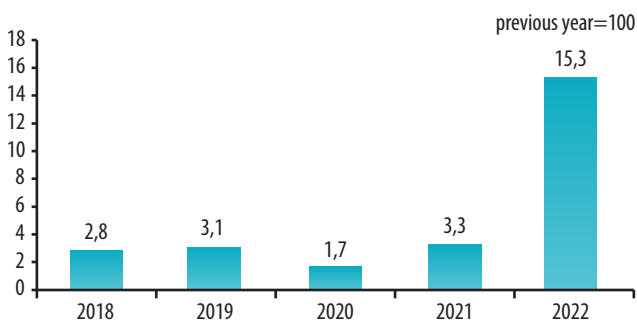


CONSUMER PRICES

Consumer price indices and annual inflation

In 2022 the average consumer price index was positive at +15.3%. Increased prices of all product groups had the contribution to the rise in the inflation. The trend of increased inflation levels began in the 4th quarter of 2021 and continued to September 2022, after which CPI began to decline, reaching 11.6% in April 2023.

Consumer price index (annual average inflation rates – %)



Source: National Statistical Institute

Annual average consumer price index by main categories (annual average inflation rates – %)

Main categories	2018	2019	2020	2021	2022
Average consumer price index (CPI)	2,8	3,1	1,7	3,3	15,3
Food and non-alcoholic beverages	2,2	5,2	5,4	2,8	22,0
Alcoholic beverages and tobacco	3,4	2,2	1,6	0,8	2,6
Clothing and footwear	-1,4	-0,7	-1,7	-1,1	6,6
Housing, water, electricity, gas and other fuels	4,6	3,9	1,0	4,8	19,7
Furnishings, household equipment and routine household maintenance	1,6	0,9	0,9	1,9	11,6
Health	0,2	1,3	2,8	0,8	3,2
Transport	4,9	0,0	-7,3	10,4	22,7
Communication	2,6	-0,7	-1,4	-2,6	0,7
Recreation and culture	3,5	4,5	0,6	5,8	10,9
Education	3,0	2,8	3,8	4,8	7,0
Restaurants and hotels	4,5	5,3	4,7	3,2	17,6
Miscellaneous goods and service	2,0	2,1	1,7	1,6	6,5

Source: National Statistical Institute

LABOUR MARKET

Labour force

According to the latest statistics, in 2022 the labor force in Bulgaria consisted of 3.2 million people - 53% men and 47% women. The majority of the workforce (89%) has completed some forms of higher or upper secondary education.

Labour force

	2018	2019	2020	2021	2022
	Thousand				
Total	3326	3376	3290	3248	3291
Labour force (15-64 years)	3240	3276	3190	3155	3191
By sex					
Male	1737	1755	1714	1689	1698
Female	1503	1521	1477	1466	1493
By level of education					
Higher	1021	1030	1053	1028	1032
Upper secondary	1887	1895	1831	1757	1792
Lower secondary	346	372	337	314	317
Primary or lower	72	78	70	58	50

Source: National Statistical Institute

Employment

In 2022, employment rate grew by 2.3% after two years of decline. The main reason for the changes was the recovery from the pandemic of Covid-19. The number of employees decreased by 74 thousand people numbered 3.2 million. The largest share of employees was in private enterprises - 69%, followed by employees in the public sector - 20% and self-employed - 7%.

Employment

	2018	2019	2020	2021	2022
Employment rate (15-64 years), %	67,7	70,1	68,5	68,1	70,4
	Thousand				
Total employment	3153	3233	3122	3077	3151
Employees in private enterprises	2114	2199	2091	2080	2170
Employees in public enterprises	672	684	685	658	631
Self-employed	227	215	215	208	212
Employers	117	115	112	113	121
Unpaid family workers	24	20	19	18	17

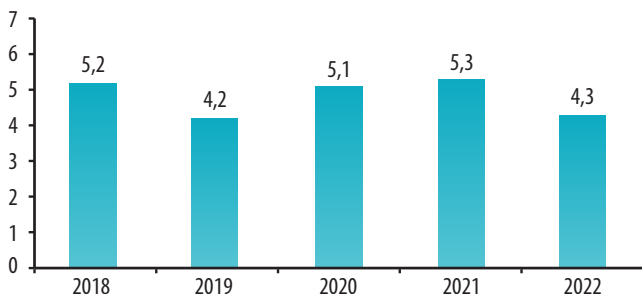
Source: National Statistical Institute



Unemployment

The unemployment rate was at its lowest level in more than 30 years – 4.2% in 2019. Due to the extremely low unemployment rates in our country and the inclusion of measures to preserve jobs, the impact of COVID 19 was less felt. Unemployment remains at a record low of 4.3% in 2022 and is expected to continue to decline.

Unemployment %

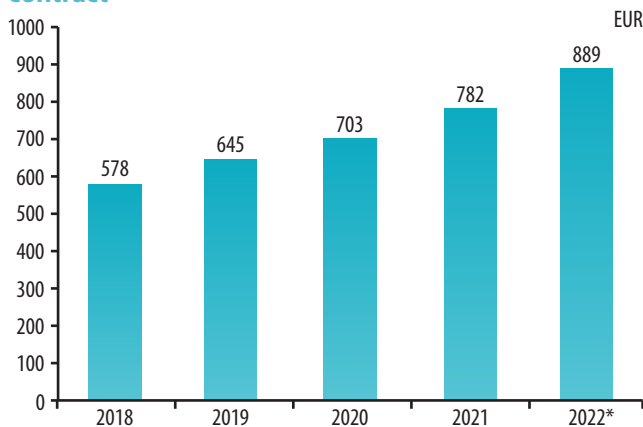


Source: National Statistical Institute

Average monthly salary

In 2022 average hourly labour costs recorded in Bulgaria (EUR 8.2) were close to 4 times lower than the EU average (EUR 30.5). Despite the economic and health crisis, wages in Bulgaria continue to rise. In 2022 the average monthly wage per employee in Bulgaria amounted to EUR 889, an increase in nominal terms by 14%.

Average monthly salary of employees by labor contract



*Preliminary data

Source: National Statistical Institute, Bulgarian Chamber of Commerce and Industry

EDUCATION

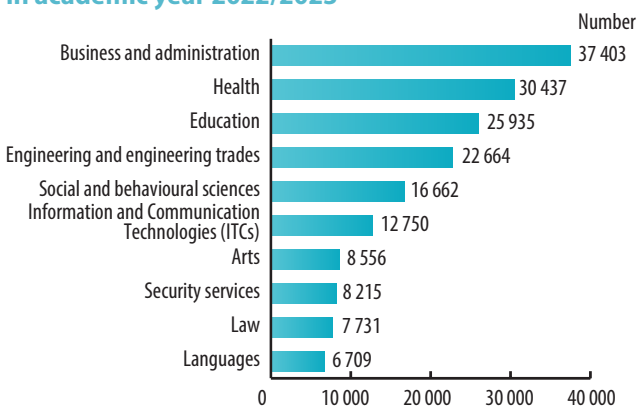
Higher education plays a crucial role for the development of intelligent and sustainable economy. Thanks to the efforts of the higher education institutions in the country, they continue to attract the most talented students. Bulgarian universities offer a wide range of specialties.

Higher schools by type

Academic year	Number
2022/23	
Total	51
Universities and equivalent higher schools	48
Colleges	20
- Independent colleges	3
- Colleges, at the universities and equivalent higher schools	17

The types of higher education institutions in Bulgaria are Universities and equivalent higher schools and Colleges. During the 2022/2023 academic year in the 51 educational institutions the total number of the students (in degrees 'Professional bachelor', 'Bachelor', 'Master' and 'PhD') is 214 782.

TOP 10 field of education by number of students in academic year 2022/2023



The most preferred fields of education (for all degrees) in Bulgaria are "Business and Administration" (17%), followed by "Health" (14%), "Education" (12%) and "Engineering and engineering trades" (11%). Universities in Bulgaria attract many international students due to excellent quality education, diploma recognised in EU/EEA and beyond, good level of costs and different programs in English, German and French.

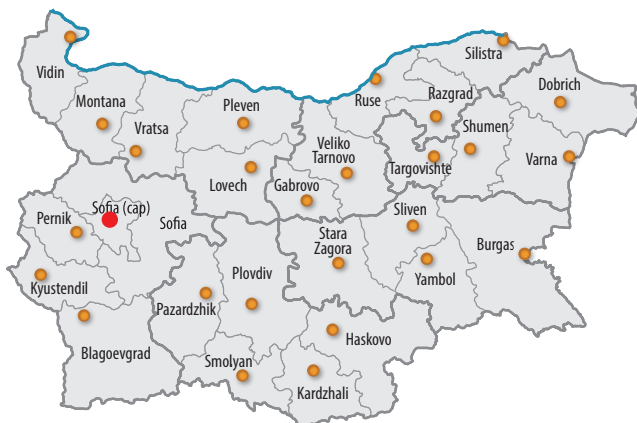


BULGARIAN CHAMBER OF COMMERCE AND INDUSTRY – important facts and figures

- ▲ The BCCI is the leading employers' association in Bulgaria – comprising of over 58 000 members and representative offices, in which are employed with labor contract more than 690 thousand persons (32% of total employed in the country).
- ▲ The BCCI is based on the principles of voluntary membership, autonomy and self-financing and seeks to establish ethical and socially responsible relationships in business.
- ▲ The BCCI contributes to the creation of a more favourable business environment and dedicates many efforts to the promotion and support of entrepreneurship and innovation initiatives.
- ▲ The BCCI is a part of the Association of the Organizations of Bulgarian Employers (AOBE) – a free union of the four employers' organizations that are officially acknowledged as representative according to the operating legislation.
- ▲ The BCCI is a universal organization in which all members are companies from various sectors and of different sizes, which comply with the Code of Business Ethics.
- ▲ 28 Regional Chambers of Commerce and Industry and offices are united in the Unified System of Bulgarian Chambers of Commerce and Industry.
- ▲ The BCCI participates in over 200 public-private bodies.
- ▲ BCCI has 251 local bodies in 222 municipalities.
- ▲ The BCCI is a regular member of the International Chamber of Commerce (ICC), World Chambers Federation (WCF), Association of European Chambers of Commerce (Eurochambres), World Trade Centers Association (WTCA), Association of the Balkan Chambers (ABC), Regional Cooperation Council, International Council on Cooperation, BSEC Business Council, Central European Initiative (CEI), GS1 International Association, Silk Road Chamber of International Commerce (SRCIC), Three Seas Initiative, etc.
- ▲ A Club of Joint and Foreign Chambers in Bulgaria with over 50 organizations operates at BCCI.
- ▲ The 89 Sectorial Organizations are united in a Council of Sectorial Organizations at the BCCI.
- ▲ At BCCI operates an Arbitration Court with more than 125 years of activity.

BULGARIAN CHAMBER OF COMMERCE AND INDUSTRY

128 years reliable partner and source
of information for entrepreneurs



The 28 Regional Chambers of Commerce and Industry & offices

<http://www.bcci.bg/chambers-en.html>

Structures and services



**BCCI – CENTRE FOR VOCATIONAL TRAINING,
TRANSLATIONS, CONSULTATIONS
AND COMPANY SERVICES EOOD**

i Additional information:

<http://www.center.bcci.bg>

Main activities:

1. Consultations on economic activity; legal issues; projects for financing; marketing research; tax issues.
2. Filling in/elaboration of commercial documents.
3. Translation / interpretation services.
4. Training.
5. Fairs and Exhibitions.

For Contacts: **Margarita Damyanova**

Tel.: (+359 2) 8117 477, Fax: (+359 2) 987 32 09

E-mail: M.Damyanova@bcci.bg



TRADE REGISTER AND MEMBERSHIP DIRECTORATE



Additional information:

<https://www.bcci.bg/tradereg-general-en1.html>

Main activities:

1. Trade Register Services
 - ▲ Registration in the voluntary Unified Trade Register of the BCCI of companies, organizations and other legal subjects;
 - ▲ Obligatory registration of commercial representative offices of foreign persons in Bulgaria;
 - ▲ Maintenance and updating of the information on file subject to registration;
 - ▲ Issuing of certificates and references in Bulgarian and foreign languages for the status and financial condition of the registered legal subjects;
 - ▲ Providing oral and written references in Bulgarian and foreign languages with data about the registered legal subjects.
2. Membership with BCCI.
3. Issuance and validation of documents:
 - ▲ Certificates of origin of goods; BCCI is the only organization in Bulgaria accredited by ICC WCF-Paris to issue certificates of origin. BCCI has a permit from the Bulgarian Customs Agency to issue non-preferential certificates of origin;
 - ▲ Validation of signatures.
4. Issuance and validation of ATA Carnets.
5. Issuance of Force-Majeure Certificates.
6. Assistance for validation of invitation-declarations for business trips of foreigners to the Republic of Bulgaria.
7. Assistance in obtaining information about the existence and current status of foreign companies.
8. BCCI offers services for issuance of personal and professional qualified electronic signature.
9. 28 Regional Chambers of Commerce and Industry and offices.
10. Carrying out coordination with the sectorial organizations members of the Council of Sectorial Organisations with the BCCI.

For Contacts: **Zdravka Georgieva, Director**

Tel.: (+359 2) 987 88 84, 8117 476

Fax: (+359 2) 987 32 09

E-mail: z.georgieva@bcci.bg



EUROPEAN INTEGRATION AND EUROPEAN PROJECTS DIRECTORATE

i Additional information:

<http://www.bcci.bg/projectsBCCI.htm>

<http://www.bcci.bg/seminars-en.html>

<http://www.bcci.bg/en-een.html>

<http://www.bcci.bg/economic-analyses-en.html>

Main activities:

1. Participation in EU funded projects.
2. Enhancing the BCCI's capacity to manage activities under EU programmes.
3. Writing and submitting proposals under EU programmes focused on innovations and business environment improvement to enforce the capacity and competitiveness of SMEs and support them to be smart, green, connected and social.
4. Supporting the development and strengthening of the SMEs, providing them the opportunities for participation in exchange EU programmes, free participation in fairs, business missions, match making events, including them in new business networks etc.
5. Business research inquiries at a request of the customers.
6. Economic analyses by sectors.
7. Database references about the financial results of a company or a group of companies.
8. Annual classification TOP 100 – The leading companies in the Bulgarian economy.
9. Provision of information based on the annual financial statements of the companies.
10. Publication of annual financial statements.

For Contacts: **Mariana Tancheva, Director**

Tel.: (+359 2) 988 34 82; 8117 508; Fax: (+359 2) 987 32 09

E-mail: mtancheva@bcci.bg



INTERNATIONAL COOPERATION AND INTERNATIONAL ORGANIZATIONS DIRECTORATE

i Additional information:

<http://www.bcci.bg/business-delegations-en.html>

<http://www.bcci.bg/seminars-en.html>

<http://www.bcci.bg/company-presentation.html>

Main activities:

1. Assistance for establishing business contacts with partners from all over the world.
2. Organizing workshops and seminars with Bulgarian and foreign lecturers for entrepreneurs.
3. Organizing business missions.
4. Cooperation with partnering national and international business organizations.

For Contacts: **Gabriela Dimitrova, Director**

Tel.: (+359 2) 987 25 38; 8117 489; Fax: (+359 2) 987 32 09

E-mail: interdpt@bcci.bg, G.Dimitrova@bcci.bg



ARBITRATION COURT AT BCCI



Additional information:

<https://www.bcci.bg/bcci-arbitration-court-en.html>

Main activities:

1. Out-of-court tribunal institution for fast and efficient settlement of private law property disputes.
2. Four times lower taxes for big claims in comparison with the taxes, applied by public court.
3. A possibility in disputes where one party is a foreign person or a local company with prevailing foreign participation, such party may appoint a foreign citizen for arbitrator who is not included in the list of arbitrators for international cases.
4. 79% of the cases are solved within 1 year.
5. Possibility to involve private law enforcement agents.
6. AC at BCCI provided to the participants in the arbitration proceedings access to the case files through bilingual electronic internet-based platform.
7. Regional lists of arbitrators are created.

Arbitration Clause, recommended by the BCCI: "Any disputes arising from this contract or concerning it, including disputes arising from or concerning its interpretation, invalidity, non-performance of termination, as well as disputes about filling gaps in a contract or its adaption to newly arisen circumstances, shall be settled by the Arbitration Court at the Bulgarian Chamber of Commerce and Industry in accordance with its Rules for cases based on Arbitration Agreements."

For Contacts: **Blagovest Punev, President**

Natalia Stefanova, Secretary of the Arbitration Court

Nina Nikolova, Secretary of the Arbitration Court

Tel.: (+359 2) 8117 434, 8117 546, 8117 561; Fax: (+359 2) 987 32 09

E-mail: acourt@bcci.bg



GS1 BULGARIA

Additional information:



<http://www.gs1bg.org>

Main activities:

Member of GS1 AISBL - non-profit organization that develops and maintains global standards for unique identification as well as capturing and sharing product, location, packaging and other data. GS1 is best known for the BARCODE, named by the BBC as one of "the 50 things that made the world economy". The standards improve the efficiency and transparency along the supply chain across physical and digital channels in 25 sectors.

GS1 Bulgaria brings together more than 4600 Bulgarian companies – from international household names to small local businesses. GS1 Bulgaria offers a variety of services to its members including Global Data Synchronization which helps companies to leverage their business.

For Contacts: **Tzveta Bratanova, CEO**

Tel.: (+359 2) 8117 604

E-mail: gs1bulgaria@gs1bg.org

INDUSTRIAL ZONES of "National Company Industrial Zones"<http://www.nciz.bg/>

SOFIA-BOZHURISHTA ECONOMIC ZONE, Sofia
INDUSTRIAL AND LOGISTIC PARK – BURGAS, Burgas
FREE ZONE-RUSE, Ruse
INDUSTRIAL ZONE VIDIN, Vidin
INDUSTRIAL ZONE SVILENGRAD, Svilengrad
TRANSIT TRADE ZONE VARNA, Varna
INDUSTRIAL ZONE ZAGORA, Stara Zagora
INDUSTRIAL ZONE KARDZHALI, Kardzhali
INDUSTRIAL ZONE TELISH, Telish
VARNA WEST INDUSTRIAL ZONE, Suvorovo
INDUSTRIAL ZONE KARLOVO, Karlovo

OTHER INDUSTRIAL ZONES<http://www.bcci.bg/zones/>

INDUSTRIAL PARK – STRIMON, Simitli
INDUSTRIAL AND BUSINESS PARK AITOS, Aitos
BURGAS INDUSTRIAL ZONE, Burgas
INDUSTRIAL ZONE “MEDEN RUDNIK”, Burgas
INDUSTRIAL ZONE “POBEDA”, Burgas
INDUSTRIAL ZONE “NORTH”, Burgas
INDUSTRIAL ZONE “SOUTH”, Burgas
BALGAROVO INDUSTRIAL ZONE, Balgarovo
DOBRICH BUSINESS ZONE, Dobrich
INDUSTRIAL ZONE “NORTH”, Dobrich
INDUSTRIAL ZONE “WEST”, Dobrich
GENERAL TOSHEVO INDUSTRIAL ZONE, General Toshevo
GABROVO INDUSTRIAL ZONE, Gabrovo
DIMITROVGRAD INDUSTRIAL ZONE, Dimitrovgrad
FREE ZONE - SVILENGRAD, Svilengrad
INDUSTRIAL ZONE KARDZHALI - SOUTH, Kardzhali
LETNITSA INDUSTRIAL ZONE, Letnitsa
TROYAN INDUSTRIAL ZONE, Troyan
TECHNOLOGY PARK, Montana
INDUSTRIAL PARK - PAZARDZHIK, Septemvri
INDUSTRIAL ZONE, Pernik
INDUSTRIAL PARK PERNIK - EAST, Pernik
INDUSTRIAL ZONE PERNIK, Pernik
INDUSTRIAL ZONE DOLNA MITROPOLIA, Dolna Mitropolia
INDUSTRIAL ZONE - PLEVEN, Pleven
TRAKIA ECONOMIC ZONE, Plovdiv
INDUSTRIAL PARK RHODOPES, Plovdiv
KRUMOVO LOGISTICS ZONE, Plovdiv
ASSENOVGRAD INDUSTRIAL ZONE, Asenovgrad
NORTH INDUSTRIAL ZONE, Plovdiv
PLOVDIV FREE ZONE, Plovdiv
INDUSTRIAL AND COMMERCIAL ZONE KARADZHALOVO, Karadzhalovo
BUSINESS ZONE “PERISTAR” - RAZGRAD, Razgrad
RUSE EAST INDUSTRIAL PARK, Ruse
INDUSTRIAL PARK RUSE, Ruse
IVANOVO INDUSTRIAL ZONE, Shtraklevo
KASPICHAN INDUSTRIAL ZONE, Kaspichan
SHUMEN INDUSTRIAL PARK, Shumen
DANUBE INDUSTRIAL PARK, Silistra
TCHAVDAR PARK BOTEVGRAD, Botevgrad
INDUSTRIAL PARK SOFIA, Sofia
INDUSTRIAL PARK SOFIA EAST, Elin Pelin
SAMOKOV INDUSTRIAL ZONE, Samokov
INDUSTRIAL PARK PROMOEST BULGARIA, Sofia
INDUSTRIAL PARK WEST, Sofia
ELIN PELIN INDUSTRIAL PARK, Elin Pelin
GORNA MALINA INDUSTRIAL ZONE, Gorna Malina
INDUSTRIAL PARK - PETARCH, Petarch
STARA ZAGORA INDUSTRIAL ZONE, Elenino
INDUSTRIAL ZONE ZSK, Stara Zagora
TARGOVISHTA INDUSTRIAL ZONE, Targovishte
INDUSTRIAL ZONE VARNA - WEST, Devnya
FIRST INDUSTRIAL ZONE - AVREN, Avren
INDUSTRIAL ZONE VETRINO, Vetrino
SUVOROVO INDUSTRIAL ZONE, Suvorovo
INDUSTRIAL ZONE - SOUTH, STRAZHITSA, Strazhitsa
SVISHTOV INDUSTRIAL ZONE, Svishtov
VRATZA INDUSTRIAL ZONE, Vratza